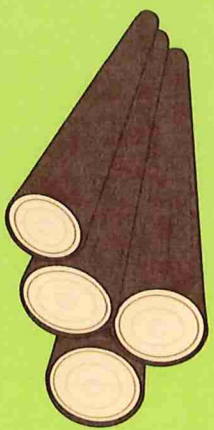




Create Your Own

LOG STAMP



SLGHS Logging Program Activity



What is a log stamp?

An important role in early logging camps was that of the **stamper**. The camp stamper was in charge of labeling the cut logs to let others know which company cut them to ensure that the correct company would be paid once the logs reached the lumber mills.

Log stamps were unique and stamped on each end of the cut logs as well as on the bark with a heavy stamp hammer, which was made of cast iron and had an ax handle. Some stamps were as simple as the initials of the logging company they came from, while others incorporated small designs such as stars or arrows.



Top: Log stamp sample, ca. 1900

Left: Log stamp hammer, ca. 1900

*Images courtesy of
Minnesota Historical Society*















Create your own log stamp!

Now it's your turn to create your own log stamp!

First, give your fictional logging company a name. In the past, most logging companies were named after the people that owned them.

Here are a few examples of Minnesota logging company names →

Next, look at real log stamps for inspiration. Some log stamps were as simple as the initials of the company name or the people who owned them. Other times they included unique symbols, such as arrows or snowshoes. Think about your own interests and hobbies and incorporate them into your design.

DAVID TOZER 	E. W. BACKUS 	W. D. WASHBURN 
Pitchfork CHAS. BRYENION 	B scalp A JONATHAN CHASE 	C double Y reversed H ERASTUS BYERS 
Reel THOMAS CARMICHAEL 	Cross cross on two girdles cross J. S. PILLSBURY & CO. 	Two double darts J. B. BASSETT & CO. 
Snowshoe MCFARLAND & PICKETT 	TEL combined girdle twenty A T. B. WALKER 	Roof Y girdle twenty FARHAM & LOVELOY 
New hat END MARKS	TWB combined BARK MARKS	F thirty combined H END MARKS

Log mark images from:

<https://www.workthere.tumblr.com/post/7383655470/minnesota-log-marks-the-marks-were-a-means-of>




[og-marks-the-marks-were-a-means-of](#)

My Logging Company's Name: [Type name here!]

Directions:

Click and drag the symbols onto the log in the center to create your unique log stamp! (Printer-friendly template on next slide. Have paper and coloring utensils? Draw your own log mark!)

Want to add something else? Add text to your stamp by creating a text box, or use the "Shape" and "Line" tools to create your own designs!



My Logging Company's Name:

